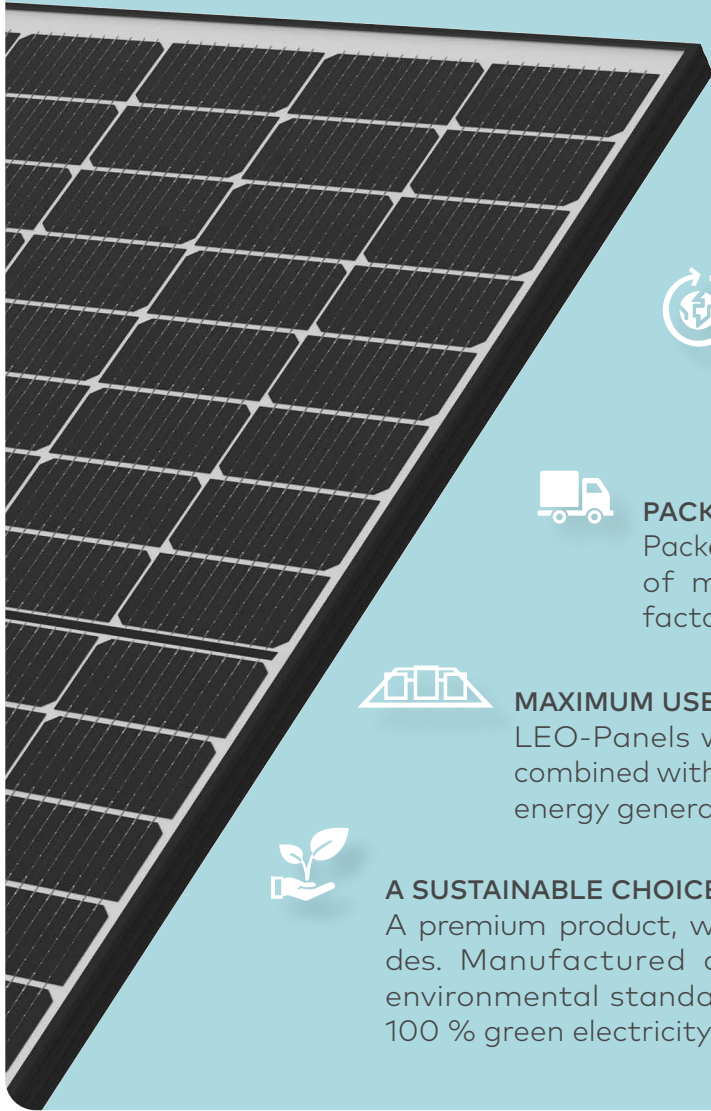


LEO 350-365 W

Premium PV Panel

The durable one.
For a green planet.



GENERATE MORE POWER

Shows an extremely high resistance to degradation phenomena (PID & LeTID).



EXTREMELY WEATHER RESISTANT

Certified to withstand 8100 Pa Snowload & 3600 Pa Windload & 40 mm Hailstones (Hail-Class 4).



POWERFUL IN ALL ENVIRONMENTS

Certified to perform in coastal areas (salt-mist), deserts (dust) and farmland (ammonia).



PACKED FOR SAFE TRANSPORT

Packed upright, avoiding the emergence of microcracks and thus ensuring factory quality at the place of delivery.



MAXIMUM USE OF SPACE

LEO-Panels with 108 & 96 cells can be combined without add-ons. For maximum energy generation on the roof.



A SUSTAINABLE CHOICE

A premium product, which lasts for decades. Manufactured according to rigid environmental standards. Produced with 100 % green electricity.

MADE IN GERMANY!

Right here. In Prenzlau. In our production facility. Here we manufacture under the aspects of quality & durability since 2001.

FULL SERENITY



25 Years linear
Power Guarantee



25 Years
Product Warranty

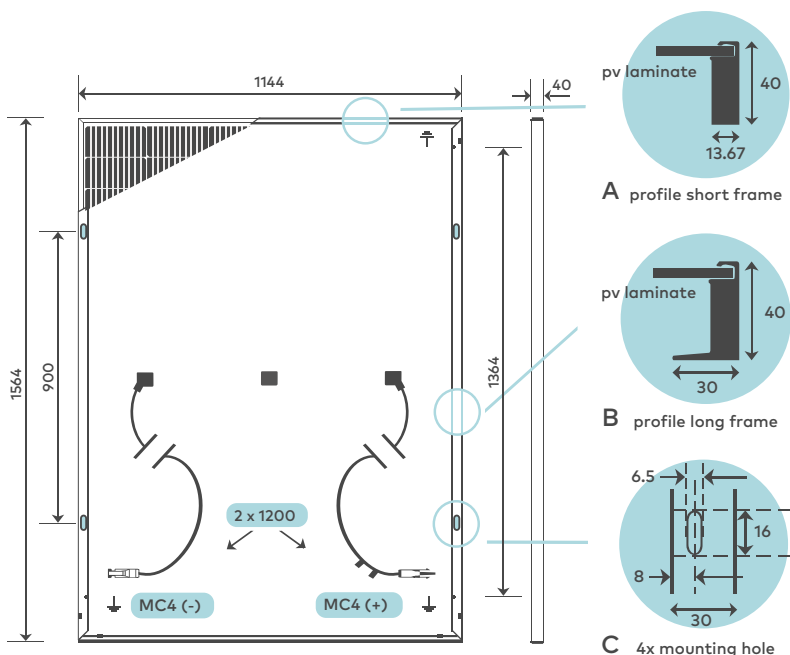
100% cost recovery of guarantee claims.
Under the terms and conditions of the respective guarantee certificate.

QUALITY UNDER HAND AND SEAL



aleo solar panel LEO 350-365 W Premium

DIMENSIONS [mm]



BASIC MODULE DATA

| | | |
|-------------------------|------|--------------------------|
| Length x width x height | [mm] | 1564 x 1144 x 40 |
| Weight | [kg] | 20.5 |
| Number of cells | | 96 |
| Cell size | [mm] | 182 x 91 |
| Cell material | | Monocrystalline Si, PERC |
| Number of Busbars | | 10 |
| Front sheet | | 3.2 mm Solar glass (TSG) |
| Back sheet | | Polymer sheet, white |
| Frame material | | Al alloy, black |

BASIC DATA JUNCTION BOX

| | | |
|--|------|--|
| 3 parts junction box acc. to IEC 62790 | [mm] | left & right: 62 x 58 x 14 middle: 49 x 55 x 14 |
| Bypass diodes | | 3 (one per box) |
| IP class | | IP68 |
| Cable | [mm] | 1200 (+), 1200 (-) acc. to EN 50618 |
| Connectors | | genuine MC4 acc. to EN 62852 |

ELECTRICAL DATA (STC)

| | L62S350 | L62S355 | L62S360 | L62S365 | |
|-----------------------|---------------|---------|---------|---------|-------|
| Rated power | P_{MPP} [W] | 350 | 355 | 360 | 365 |
| Rated voltage | V_{MPP} [V] | 27.47 | 27.66 | 27.85 | 28.05 |
| Rated current | I_{MPP} [A] | 12.74 | 12.83 | 12.92 | 13.01 |
| Open-circuit voltage | V_{OC} [V] | 32.82 | 32.94 | 33.06 | 33.18 |
| Short-circuit current | I_{SC} [A] | 13.34 | 13.44 | 13.53 | 13.62 |
| Efficiency | η [%] | 19.6 | 19.8 | 20.1 | 20.4 |

Electrical values measured under standard test conditions (STC): 1000 W/m²; 25 °C; AM 1.5

ELEKTRISCHE DATEN (SCHWACHLICHT)

| | L62S350 | L62S355 | L62S360 | L62S365 | |
|----------|---------------|---------|---------|---------|----|
| Leistung | P_{MPP} [W] | 67 | 68 | 69 | 71 |

Elektrische Werte gemessen unter: 200 W/m²; 25 °C; AM 1.5
Messgenauigkeit P_{MPP} bei STC -3/+3 %
Toleranz übrige elektrische Werte -10/+10 %
Wirkungsgrade bezogen auf die gesamte Modulfläche

CLASSIFICATION

Classification range (positive classification) [W] 0/+4.99

CERTIFICATIONS

Fire Resistance Class C

Protection Against Electric Shock II

IEC 61215:2021, IEC 61730:2016 including:

- IEC 62804 – PID Resistance

- IEC/TS 62782:2016 - Dynamic mechanical load testing

IEC 62716 – Ammonia Resistance

LeTID Resistance

IEC 61701 – Salt mist Resistance

IEC 60068-2-68:1994 - Sand- and Dust test

Hail resistance class 4 (40 mm hailstones)

Snail trail free (AgNP Test)

System Certifications acc. to DIN EN ISO 9001:2015, 14001:2015, 50001:2018 and DIN ISO 45001:2018

LOADS

| | | |
|---|--------------------|-------------------|
| Max. module pressure load (Testload) | [Pa] | 8100 ¹ |
| Max. module pressure load (Designload) ² | [Pa] | 5400 ¹ |
| Max. module suction load (Testload) | [Pa] | 3600 ¹ |
| Max. module suction load (Designload) ² | [Pa] | 2400 ¹ |
| Max. system voltage | [V _{oc}] | 1000 |
| Reverse current load | I_R [A] | 25 |

Mechanical load acc. to IEC/EN 61215:2021

¹ Please observe the mounting conditions in the installation manual
² Testload/Safety factor 1.5 = Designload

TEMPERATURE COEFFICIENTS

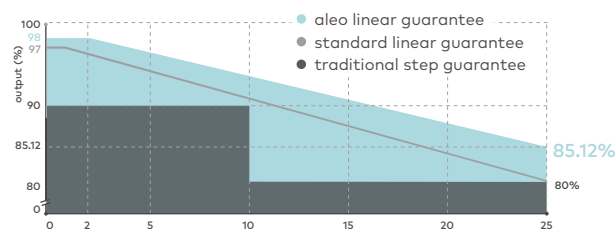
| | | | |
|-----------------------------------|-------------------|-------|-------|
| Temperature coefficient I_{SC} | $\alpha(I_{SC})$ | [%/K] | +0.03 |
| Temperature coefficient V_{OC} | $\beta(V_{OC})$ | [%/K] | -0.26 |
| Temperature coefficient P_{MPP} | $\gamma(P_{MPP})$ | [%/K] | -0.34 |

GUARANTEES

Product Guarantee 25 years

Power Guarantee 25 years – linear

PERFORMANCE GUARANTEE



PLEASE CONTACT YOUR AUTHORISED ALEO DEALER

ALEO SOLAR GMBH

Marius-Eriksen-Straße 1
17291 PRENZLAU
GERMANY

CONTACT

+49 3984-8328-0
info@aleo-solar.com
www.aleo-solar.com

©aleo solar GmbH 09/2022

aleo