


X81 Premium

250 - 260 W



QUALITY SIGNED AND SEALED



**CONNECTABLE WITH OUR
60 CELL MODULE / X83**

**98% OF NOMINAL POWER GUARANTEED
IN THE FIRST TWO YEARS**

25 YEAR PRODUCT GUARANTEE



PID FREE

PID tested with excellent results
under the harshest conditions



25 YEARS PRODUCT GUARANTEE



**25 YEARS LINEAR
PERFORMANCE WARRANTY**



CRAFTED WITH PASSION



CONSTANTLY HIGH CELL QUALITY
through strict quality examinations
by highresolution electroluminescence
measurements.
100% of diodes are tested.

aleo solar module X81 Premium

ELECTRICAL DATA (STC)		X81L250	X81L255	X81L260
Rated power	P_{MPP} [W]	250	255	260
Rated voltage	V_{MPP} [V]	26.0	26.3	26.5
Rated current	I_{MPP} [A]	9.62	9.70	9.80
Open-circuit voltage	V_{OC} [V]	32.0	32.2	32.3
Short-circuit current	I_{SC} [A]	10.09	10.18	10.27
Efficiency	η [%]	17.6	18.0	18.3

Electrical values measured under standard test conditions (STC): 1000 W/m²; 25°C; AM 1.5

ELECTRICAL DATA (NMOT)		X81L250	X81L255	X81L260
Power	P_{MPP} [W]	185	189	192
Voltage	V_{MPP} [V]	24.1	24.4	24.6
Current	I_{MPP} [A]	7.67	7.74	7.81
Open-circuit voltage	V_{OC} [V]	30.0	30.1	30.2
Short-circuit current	I_{SC} [A]	8.13	8.20	8.27
Efficiency	η [%]	16.3	16.6	16.9

Electrical values measured under nominal module operating temperature: 800 W/m²; 20°C; AM 1.5; wind 1 m/s; Module temperature NMOT : 45.5°C

ELECTRICAL DATA (LOW IRRADIANCE)		X81L250	X81L255	X81L260
Power	P_{MPP} [W]	49	50	51

Electrical values measured under: 200 W/m²; 25°C; AM 1.5

TEMPERATURE COEFFICIENTS			
Temperature coefficient I_{SC}	$\alpha (I_{SC})$	[%/K]	+0.05
Temperature coefficient V_{OC}	$\beta (V_{OC})$	[%/K]	-0.29
Temperature coefficient P_{MPP}	$\gamma (P_{MPP})$	[%/K]	-0.40

BASIC DATA JUNCTION BOX	
Length x width x height	[mm] 148 x 123 x 27
IP class	IP67
Cable length	[mm] 1200 (+), 800 (-)
Connectors	MC4
Bypass diodes	3

CLASSIFICATION		X81L250	X81L255	X81L260
Classification range (positive classification)	[W]	0/+4.99	0/+4.99	0/+4.99

BASIC MODULE DATA		
Length x width x height	[mm]	1387 x 1023 x 42
Weight	[kg]	16
Number of cells		48
Cell size	[mm]	158.75 x 158.75
Cell material		Monocrystalline Si, PERC
Number of bus bars		5

Front sheet	3.2 mm Solar glass (TSG)
Back sheet	Polymer sheet, black
Frame material	Al alloy, black

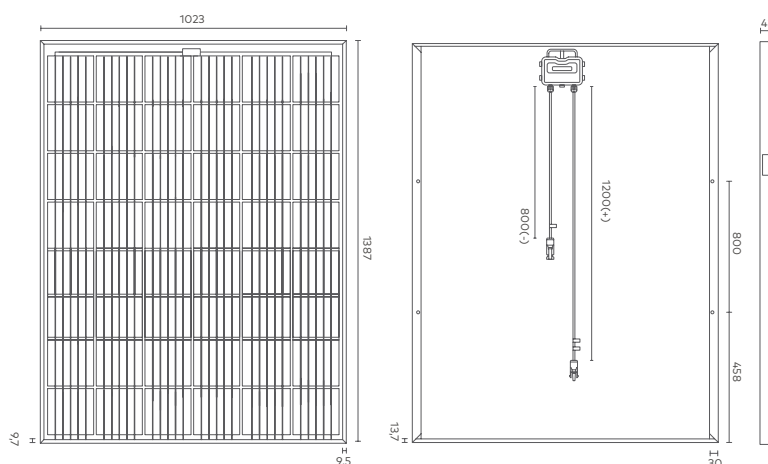
CERTIFICATIONS AND GUARANTEES	
Product Guarantee	25 years
Power Guarantee	25 years – Linear
Fire Resistance	Class C
Protection Against Electric Shock	II
Certifications	IEC 61215, IEC 61730 IEC 62716 – Ammonia Resistance IEC 61701 – Salt mist Resistance IEC 62804 – PID Resistance MCS 010; MCS 005

LOADS		
Max. module pressure load (Testload)	[Pa]	8000 ¹
Max. module pressure load (Designload) ²	[Pa]	5333 ¹
Max. module suction load (Testload)	[Pa]	2400 ¹
Max. module suction load (Designload) ²	[Pa]	1600 ¹
Max. system voltage	[V _{DC}]	1000
Reverse current load	I_r [A]	20

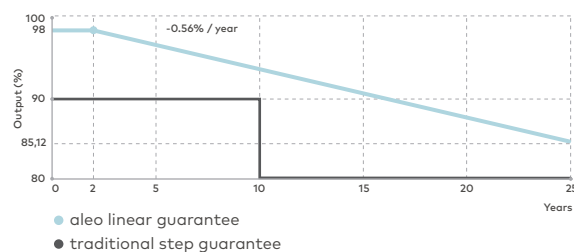
Mechanical load acc. to IEC/EN 61215:2016
¹ Please observe the mounting conditions in the installation manual
² Testload/ Safety factor 1.5 = Designload

Measurement tolerance of P_{MPP} under STC -3/+3% |
 Accuracy of other electrical values -10/+10%
 Efficiency relating to gross module area

DIMENSIONS [mm]



PERFORMANCE GUARANTEE



PLEASE CONTACT YOUR AUTHORISED ALEO DEALER

ALEO SOLAR GMBH
 Marius-Eriksen-Straße 1
 17291 PRENZLAU
 GERMANY

CONTACT
 +49 3984-8328-0
 info@aleo-solar.de
 www.aleo-solar.com

©aleo solar GmbH 11/2019

aleo