


# LEO Sol 335-345 W

Premium PV Panel

The durable one.  
For a green planet.



## BIPV IN-ROOF SOLUTION

Solar building integration at the highest level. LEO Sol fits perfectly into your roof and replaces conventional roof tiles.



## VERSATILE USE

Ideal panel for new buildings or usage in roof renovations.



## AESTHETIC

Elegant black finish. Closes homogeneously with the roof surface. Blind modules for beautiful and uniform appearance available.



## GENERATE MORE POWER

Leo Sol shows an extremely high resistance to degradation phenomena (PID & LeTID).



## SAFE IN CASE OF FIRE

Certified as hard roofing by the general building inspection test certificate.



## A SUSTAINABLE CHOICE

A premium product, which lasts for decades. Manufactured according to rigid environmental standards. Produced with 100 % green energy.

## MADE IN GERMANY!

Right here. In Prenzlau. In our production facility. Here we manufacture under the aspects of quality & durability since 2001.

## FULL SERENITY



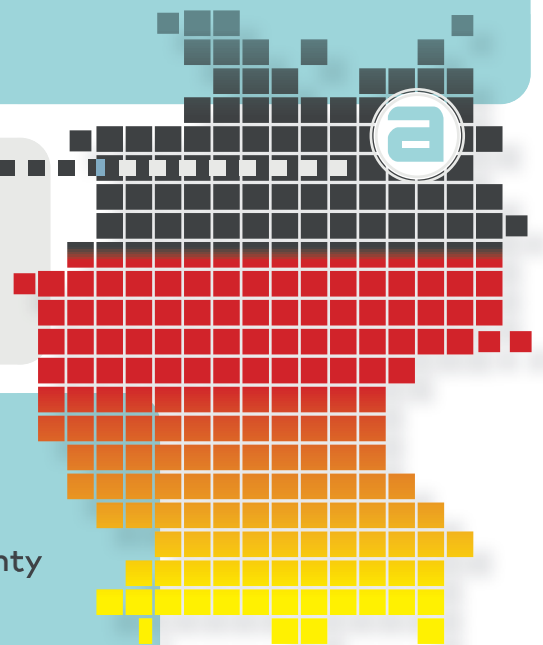
Years linear  
**Power Guarantee**



Years  
**Product Warranty**

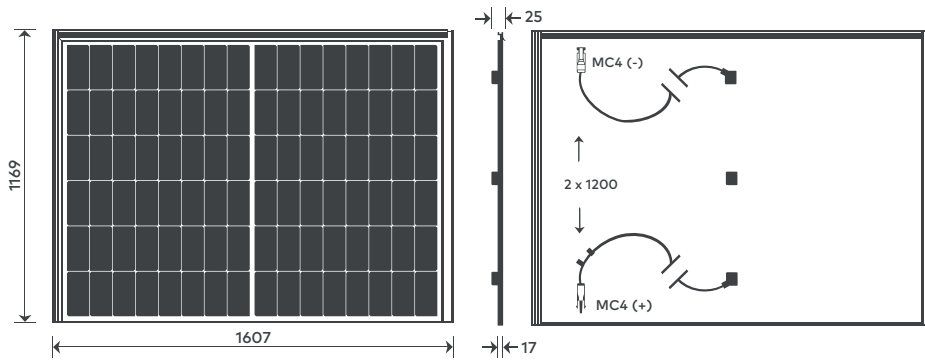
100% cost recovery of guarantee claims.

Under the terms and conditions of the respective guarantee certificate.



# aleo solar panel LEO Sol 335-345W Premium

## DIMENSIONS [mm]



The frames of side-by-side modules interlock on the left and right sides. For more information, please refer to the installation manual.

**grid dimensions: 1.137 mm x 1.589 mm**  
Please refer to the planning help on the website [www.aleo-solar.com](http://www.aleo-solar.com)

## BASIC MODULE DATA

Length x width x height	[mm]	1.169 x 1.607 x 17 (with junction box 25) (grid dimension 1.137 x 1.589)
Weight	[kg]	20.5
Number of cells		96
Cell size	[mm]	182 x 91
Cell material		Monocrystalline Si, PERC
Number of Busbars		10
Front sheet		3.2 mm Solar glass (TSG)
Back sheet		Polymer sheet, black
Frame material		Al alloy, black

## BASIC DATA JUNCTION BOX

3 parts junction box acc. to IEC 62790	[mm]	left & right: 62 x 58 x 14 middle: 49 x 55 x 14
Bypass diodes		3 (one per box)
IP class		IP68
Cable	[mm]	1200 (+), 1200 (-) acc. to EN 50618
Connectors		genuine MC4 acc. to EN 62852

## ELECTRICAL DATA (STC)

		S82S335	S82S340	S82S345
Rated power	$P_{MPP}$ [W]	335	340	345
Rated voltage	$V_{MPP}$ [V]	27.46	27.66	27.85
Rated current	$I_{MPP}$ [A]	12.21	12.30	12.39
Open-circuit voltage	$V_{OC}$ [V]	32.76	32.88	33.00
Short-circuit current	$I_{SC}$ [A]	12.79	12.88	12.97
Efficiency (after installation) <sup>3</sup>	$\eta$ [%]	18.5	18.8	19.1
Efficiency (before installation) <sup>4</sup>	$\eta$ [%]	17.8	18.1	18.4

Electrical values measured under standard test conditions (STC): 1000 W/m<sup>2</sup>; 25 °C; AM 1.5

## LOADS

Max. module pressure load (Testload)	[Pa]	5400 <sup>1</sup>
Max. module pressure load (Designload) <sup>2</sup>	[Pa]	3600 <sup>1</sup>
Max. module suction load (Testload)	[Pa]	2400 <sup>1</sup>
Max. module suction load (Designload) <sup>2</sup>	[Pa]	1600 <sup>1</sup>
Max. system voltage	$V_{OC}$	1000
Reverse current load	$I_r$ [A]	25

Mechanical load acc. to IEC/EN 61215:2021  
<sup>1</sup> Please observe the mounting conditions in the installation manual  
<sup>2</sup> Testload/Safety factor 1.5 = Designload

## ELECTRICAL DATA (LOW IRRADIANCE)

		S82S335	S82S340	S82S345
Power	$P_{MPP}$ [W]	64	65	66

Electrical values measured under: 200 W/m<sup>2</sup>; 25 °C; AM 1.5  
Measurement tolerance of  $P_{MPP}$  under STC -3/+3 %  
Accuracy of other electrical values -10/+10 %  
<sup>3</sup> Efficiency related to grid dimension /<sup>4</sup> Efficiency related to gross module area

## TEMPERATURE COEFFICIENTS

Temperature coefficient $I_{SC}$	$\alpha (I_{SC})$	[%/K]	+0.03
Temperature coefficient $V_{OC}$	$\beta (V_{OC})$	[%/K]	-0.26
Temperature coefficient $P_{MPP}$	$\gamma (P_{MPP})$	[%/K]	-0.34

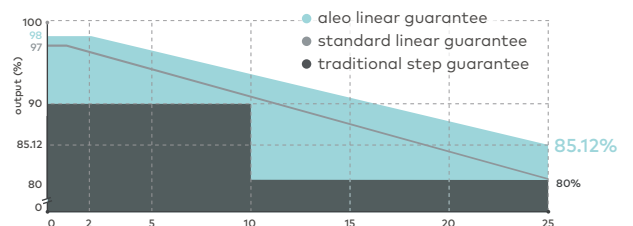
## CERTIFICATIONS

Fire Resistance	Class C
Protection Against Electric Shock	II
General Building Supervision Test Report against flying sparks and radiant heat (hard roofing)	
IEC 61215:2021, IEC 61730:2016 including:	
- IEC 62804 – PID Resistance	
- IEC/TS 62782:2016 - Dynamic mechanical load testing	
LeTID Resistance	
Snail trail free (AgNP Test)	
System Certifications acc. to DIN EN ISO 9001:2015, 14001:2015, 50001:2018 and DIN ISO 45001:2018	

## GUARANTEES

Product Guarantee	25 years
Power Guarantee	25 years – linear

## PERFORMANCE GUARANTEE



PLEASE CONTACT YOUR AUTHORISED ALEO DEALER

## ALEO SOLAR GMBH

Marius-Eriksen-Straße 1  
17291 PRENZLAU  
GERMANY

## CONTACT

+49 3984-8328-0  
[info@aleo-solar.de](mailto:info@aleo-solar.de)  
[www.aleo-solar.com](http://www.aleo-solar.com)

©aleo solar GmbH 06/2022

# aleo